

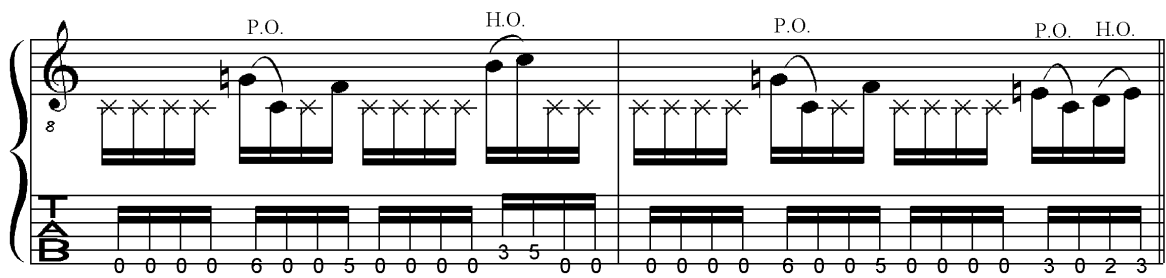
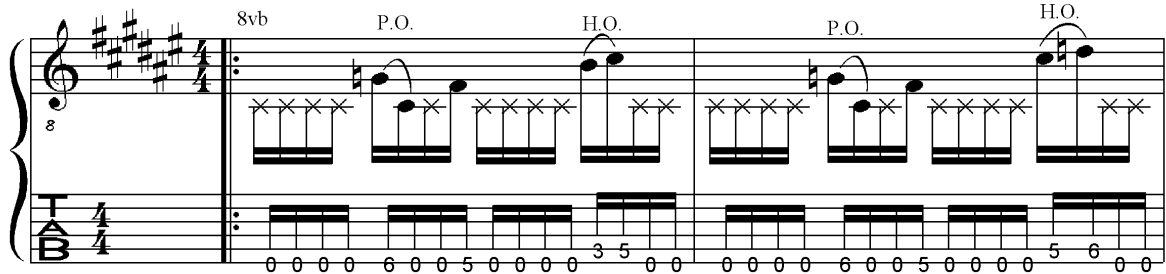
Du oder ich

CD: Megaherz-Himmelfahrt

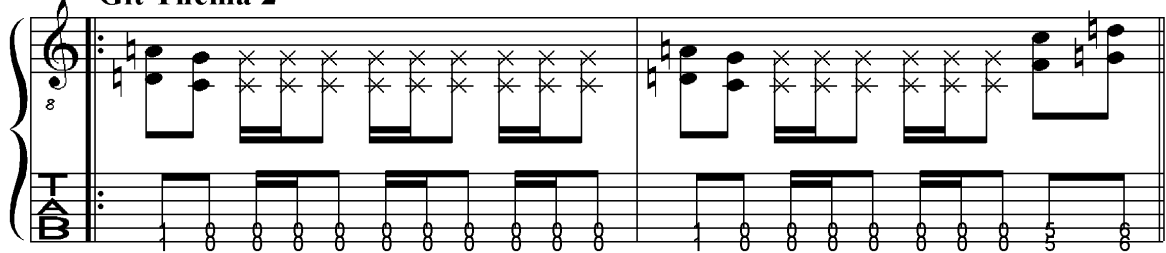
Tuning: ⑥ = C# ③ = F#
⑤ = G# ② = A#
④ = C# ① = D#

 = 110

Git Thema 1



Git Thema 2



Copyright© 2000 Melodie der Welt/Edition Arts of Toyco
International Copyrights Secured - All Rights Reserved

Git Thema 3


artificial Harmonic

The first system of musical notation for 'Git Thema 3' consists of two staves. The upper staff is in treble clef with a key signature of three sharps (F#, C#, G#) and a common time signature. It begins with a treble clef, a sharp sign, and a circled '8' indicating an octave shift. The notation includes a double bar line with repeat dots, followed by a sequence of notes with 'x' marks above them, and a final note with a diamond-shaped harmonic symbol. The lower staff is in bass clef and contains a sequence of chords, each represented by a circled number (0, 8, 8, 8, 8, 8, 8, 5) indicating fingerings.

The second system of musical notation continues the piece. The upper staff features a sequence of notes with 'x' marks, followed by notes with diamond-shaped harmonic symbols. The lower staff continues with chord fingerings, including sequences like (0, 8, 8, 8, 8, 8, 5) and (3, 0, 5, 0, 3, 0, 5, 0).

MEGAHERZ

X-TI'S WORKSHOP



Songablauf: Du oder ich

Album: Megahertz - Himmelfahrt

Part	Gitarre	Länge	Soundfile
Intro I:	Pause	8 Takte	
Intro II:	2x Git Thema 1	8 Takte	Git Thema 1.wav
Vers :	Pause	4 Takte	
Bridge:	4x Git Thema 2	8 Takte	Git Thema 2.wav
Refrain:	2x Git Thema 1	8 Takte	Git Thema 1.wav
Vers:	Pause	4 Takte	
Bridge:	4x Git Thema 2	8 Takte	Git Thema 2.wav
Refrain:	2x Git Thema 1	8 Takte	Git Thema 1.wav
Interlude:	2x Git Thema 3	8 Takte	Git Thema 3.wav
Refrain:	4x Git Thema 1	16 Takte	Git Thema 1.wav

Copyright © 2000 Melodie der Welt/Edition Arts of Toyco
International Copyrights Secured – All Rights Reserved